



data.world

Quick Platform Overview

Agenda

- 01 Introductions
- 02 Core Pillars
- 03 Who's Using data.world & Why
- 04 Demos
- 05 Q&A



Core pillars of the data.world catalog



Technical metadata

```
tm_member>
tm_member_id
tm_member_name
tm_member_status
```



Report metadata



**Team Member
Count by State**



Business metadata

Team member
defined as
Full time or part time
employee of company



Virtualized Datasets

**Office Locations and
Employee Counts**

```
tm_member
corp-locations
active.payroll
```



Projects



*Will we need an office
in Chicago in 2021?*



4 Common Reasons Why Companies Are Using data.world



Agile Data Governance



**Data Mesh /
Semantic Web**



Find & Discover Data



Cloud Migration



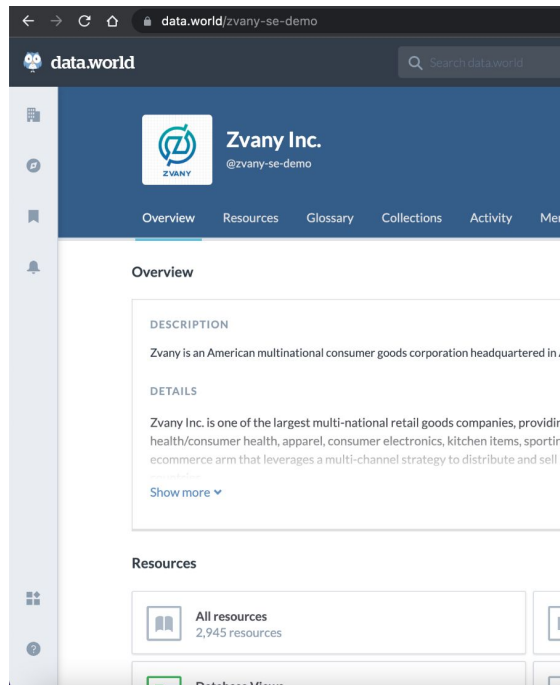
Find & Discover Data

Figuring out who, what, where...

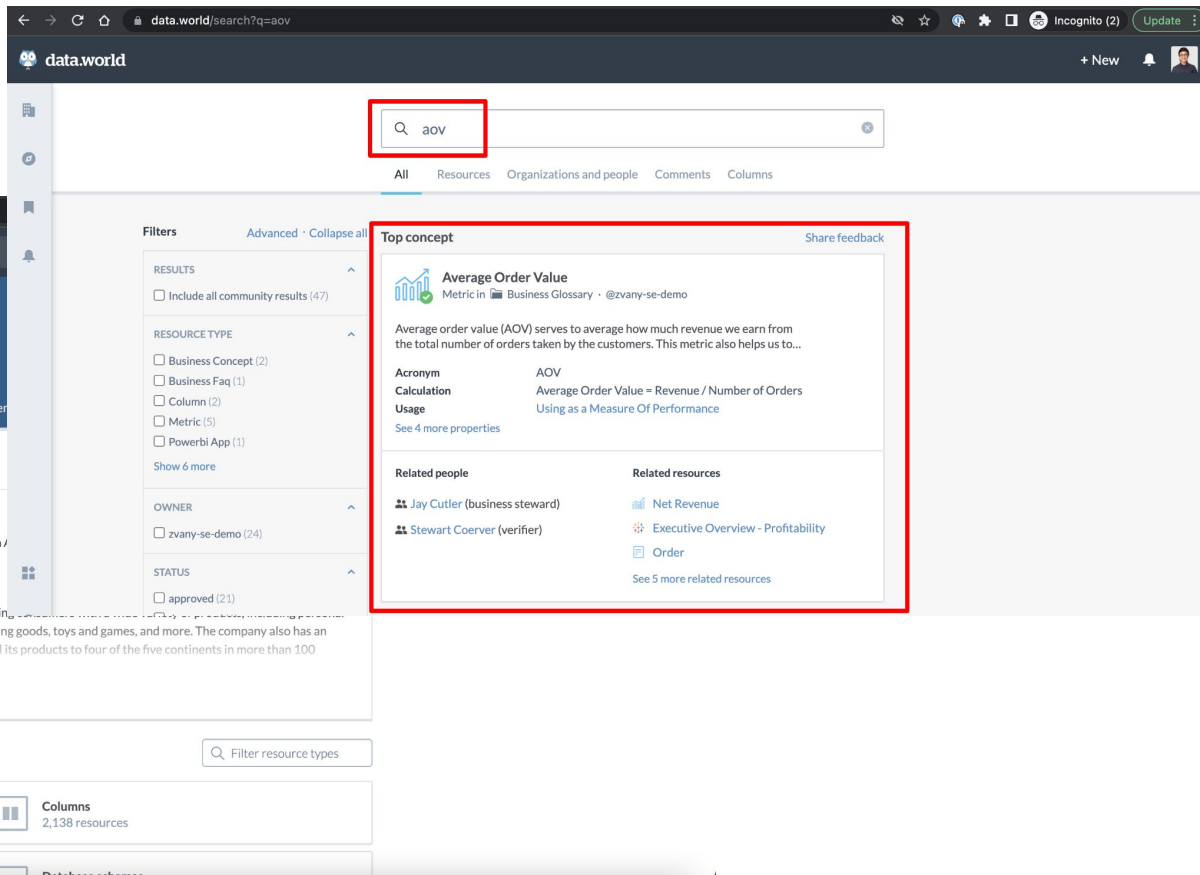
- **Automated Inventory**
- Capture All data sources
- ML-assisted organization
- Meaning and data linked



Find & Discover Demo



The screenshot shows the profile page for Zvany Inc. on the data.world platform. The header includes the data.world logo and a search bar. The profile section features the Zvany Inc. logo, name, and handle @zvany-se-demo. Below this is a navigation bar with tabs for Overview, Resources, Glossary, Collections, Activity, and Metrics. The Overview tab is selected, showing a description of Zvany Inc. as an American multinational consumer goods corporation. The Resources section at the bottom shows filters for All resources (2,945) and Columns (2,138).



The screenshot shows the search results page for 'aov' on the data.world platform. The search bar at the top contains the text 'aov'. Below the search bar, the 'Top concept' section is highlighted with a red box. This section displays the 'Average Order Value' metric, including its description, acronym (AOV), calculation formula (Average Order Value = Revenue / Number of Orders), and usage (Using as a Measure Of Performance). It also lists related people (Jay Cutler and Stewart Coerver) and related resources (Net Revenue, Executive Overview - Profitability, and Order). The left sidebar shows filters for Results (Include all community results (47)) and Resource Type (Business Concept (2), Business Faq (1), Column (2), Metric (5), Powerbi App (1)).



Cloud Migration

Moving from on prem to the cloud

- **Virtualization & Federation**
- Capture data lineage
- Pinpoint issues, mitigate migration headaches
- Automated Metadata capture



Cloud Migration Demo



Zvany Inc. > Resources > Tableau Views >

What If Forecast

1

[View Tableau View](#)

Overview **Discussion**



SE DDW Sandbox > Resources > Tableau Views >

What If Forecast

Overview **Discussion**

1-1 of 1 Workbooks

Lineage explorer

[View in fullscreen](#)



• 9 minutes ago

-se-demo - the data appears to be outdated in this Tableau View. Could you please investigate?

-se-demo • 1 minute ago

- based on what I am seeing in the lineage flow, the data appears to be sourced from an XLS data source. I will work with ker and @paulbrunson to update our pipeline accordingly so this View sources from our certified Snowflake Analytics ia/table.

ment...

wn is supported [Preview](#)

[Post](#)



data.world CONFIDENTIAL



WEEKLY PODCAST

Catalog & Cocktails

Wednesdays at 4PM CT (US / Canada)

Listen on



Appendix for Q&A



Agile Data Governance

Access control at all levels

- **Curate Data Assets**
- **Measure & Audit**
- **Enable Consumers to Understand and Trust Data**
- **Create Harmony between Users & Producers of Data**



Agile Data Governance Demo

SE DDW Sandbox > Resources >
ONLINE_ORDER

Bookmark

Overview Discussion

TOPICS + Data Migration

SE DDW Sandbox > Resources >
ONLINE_ORDER

Overview Discussion

PENDING

DESCRIPTION
Online Order Records for Customer Sales Transactions

MORE INFORMATION

Sensitivity	PCI, PIFI, PII
Latency Period	2 Days
Expected Arrival Date	2022-06-28
Availability Date	2022-06-30

Migration Details

Migration Status	Concluded
Migration Destination	Snowflake Nightowl DB
Migration Explanation	SQL server lacks the features that Snowflake offers for us to scale our E-Store.
Migration Date	2022-06-22

Suggest changes

SHARED WITH SE DDW Sandbox

CREATED	last month
UPDATED	last month
CLASSIFICATION	Internal Data
DEPARTMENT	Sales
GEOGRAPHY	Global
POPULARITY	Unpopular
DATA STEWARD	Ralph Worley
DATA OWNER	Trent Mera
VERIFIER	Stewart Coerver
VERIFIED ON	2022-06-28
TAGS	merchandise, online, order, sales

Bookmark

It appears the migration for this table is complete. Can you please verify and provide feedback on its

review

Post



Modern Data Catalog for Data Mesh



Domain-Based Browsing - Home Page

The screenshot shows the data.world home page for user Tim. The header includes the data.world logo, a search bar with the text "Search data.world", and a user profile icon. The main content area is divided into several sections:

- Welcome back to data.world, Tim!** with a sub-header "Here's what's new."
- Browse all of data.world's domains** with a sub-header "Find the right starting point in the catalog" and an "Expand all" link. Below this is a grid of domain categories: Agriculture and Farming, Architecture and Arts, Aviation, Banking, Biotechnology, Building and Construction, Business - Consumer, Business - Economy, Business - Investments, Business and Company, Business and Internal-only Company Data, Charity and Aid, Community, Environment, Foreign Affairs and Trade, Government, Marketing and Advertising, Medical, and Oil and Mining.
- My organizations** section showing two entries: "DEMO Corp @democorp - Admin" and "DEMO Corp - staging @democorp - Admin".
- Recent activity** section with a sub-header "Enterprise community" and two entries: "Jessica Lin updated Medical and Rx Encounter Detail 2 minutes ago" and "Brendon Murn updated Ecommerce payment types 30 minutes ago".
- 3 unread alerts** section with three entries: "Sharon Brener made 2 suggestions to Sales Analysis Q2 2021", "Michael Scott wants to view Pipeline Evaluation", and "Jessica Lin suggested a relationship for Sales Analysis Q2 2021". Below this is a link "1-3 of 103 · See all 25 notifications".
- My recently viewed** section showing "Compilation 2021" with a sub-header "Looker dashboard in Sales · DEMO Corp".

This screenshot shows the same data.world home page for user Tim, but with the "Browse all of data.world's domains" section expanded. The domain catalog is now displayed in a detailed view, showing a grid of domain entries. Each entry consists of a "Domain" header and a list of "Subdomain name" items. The grid is organized into four columns. The other sections of the page, including the welcome message, my organizations, recent activity, and alerts, remain the same as in the previous screenshot.

Domain-Based Browsing - Main Org Page

The screenshot displays the 'DEMO Corp' organization page on the data.world platform. The page layout includes a top navigation bar with the data.world logo, a search bar, and user profile icons. The main content area is divided into several sections:

- Overview:** Contains a description of DEMO Corp, details about open data, and a list of domains.
- About this organization:** Lists administrators (Bob Democorp, Michael Scott, Jan Levinson, Toby Flenderson, Ryan Howard) and the website (www.democorp.com).
- Recent activity:** Shows a list of recent actions, such as 'Pam Beesley joined' and 'Kevin Malone updated Account...'. A 'See all' link is provided.
- Glossary:** Includes a filter for 'Filter glossary types' and a '+ New resource' button. It lists 'All glossary terms' (200 resources) and 'Business terms' (100 resources).

The 'Browse all of data.world's domains' section lists various categories, including Agriculture and Farming, Architecture and Arts, Aviation, Banking, Biotechnology, Building and Construction, Business - Consumer, Business - Economy, Business - Investments, Business and Company, Business and Internal-only Company Data, Charity and Aid, Community, Environment, Foreign Affairs and Trade, Government, Marketing and Advertising, Medical, and Oil and Mining.



Collection-Based User/Group Access Management

data.world | Search data.world

ACME @acmeorg | Follow

Overview Resources Collections Glossary People Settings

Profile | **Members** | Groups | Connection manager | Webhooks | Billing

Members > Nathan Lee

Nathan Lee is a member of ACME. Change member permissions within the organization by editing their group access list below. You also can remove them from the organization. [View profile](#)

Group access

Nathan Lee is a member of 3 groups

NAME	DATASET AND PROJECT ACCESS	CATALOG ACCESS
All members All members of the ACME organization ...	No access	View ✕
Data admins These members can manage all dataset ...	Manage	No access ✕
Sales collection stewards Data stewards for sales collection.	No access	Edit ✕

1-3 of 3

Direct resource access

Nathan Lee has direct access to 369 resources. Sort by: Name (A-Z)

- TESTING dataset
Dataset - Nathan Lee for ACME
- Sales analysis for H2 2017
Project - Hannah Chard for ACME
- Sales, raw data, H3 2020
Dataset - Nathan Lee for ACME
- Sales training course completion
Dataset - Thomas H for ACME
- Sales analysis for H3 2017
Project - Hannah Chard for ACME
- Some dataset
Dataset - Nathan Lee for ACME
- Sales analysis
Project - Hannah Chard for ACME

data.world | Search data.world

DEMO Corp > Collections > **democorp-catalog**

Overview **Settings**

You are an admin of this collection. You can grant access to others, make changes to collection metadata, and manage resources. [Grant access](#)

Manage access Filter groups [Grant access](#)

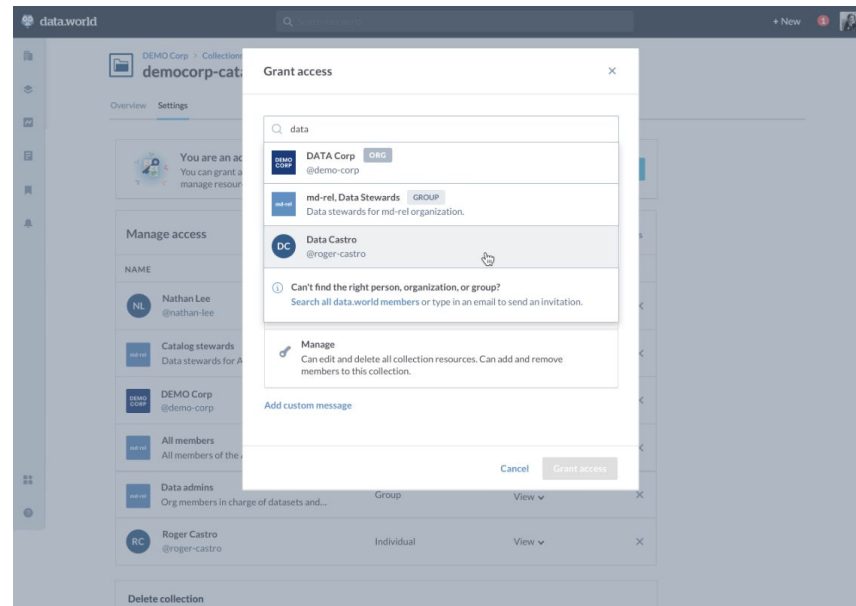
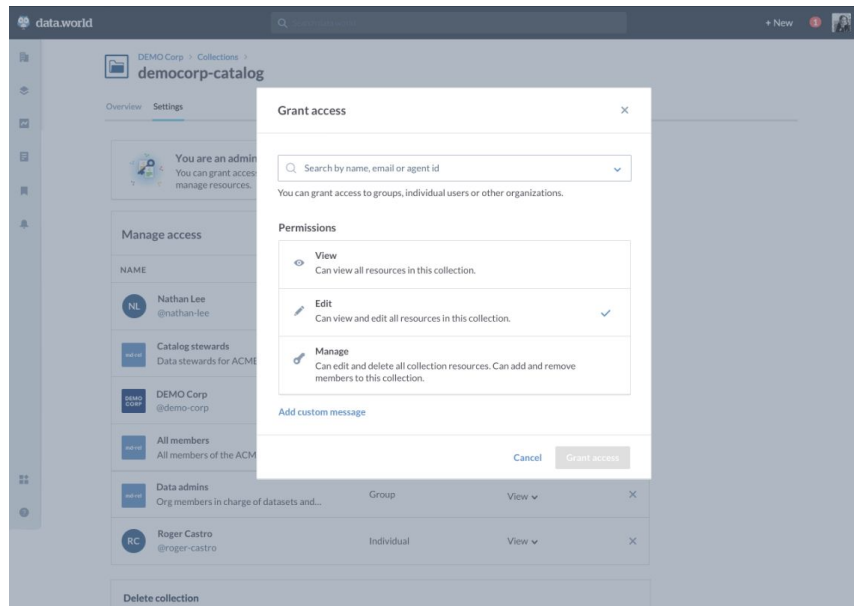
NAME	MEMBER TYPE	PERMISSIONS
Nathan Lee @nathan-lee	Individual	View ✕
Catalog stewards Data stewards for ACME production c...	Group	Admin ✕
Random Org @random-corp	Organization	Admin ✕
All members All members of the ACME organization...	Group	View ✕
Data admins Org members in charge of datasets and...	Group	View ✕
Roger Castro @roger-castro	Individual	View ✕

Delete collection
The collection will be permanently deleted. The resources in this collection are not affected by this action.

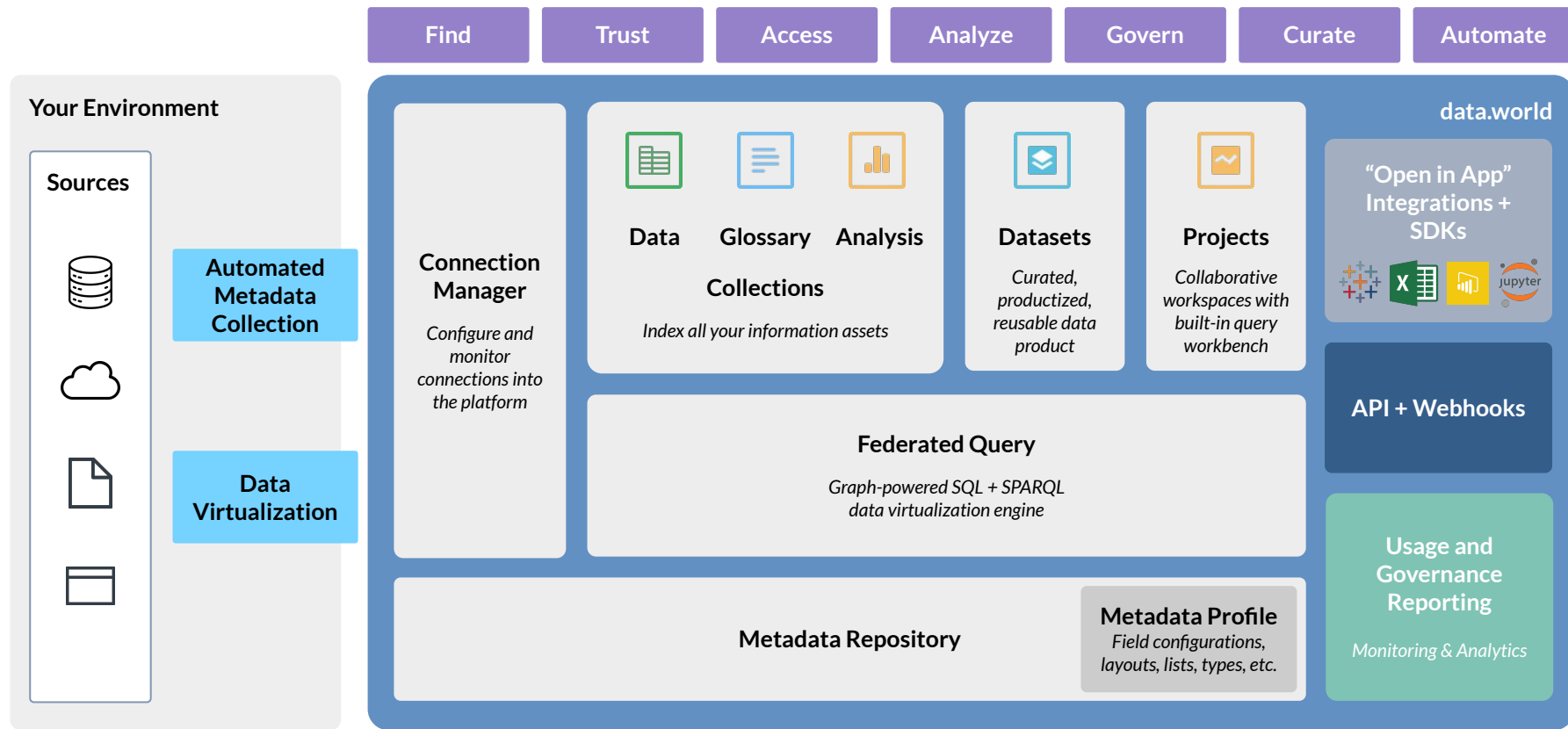
[Delete collection](#)



Collection-Based User/Group Access Management (cont'd)

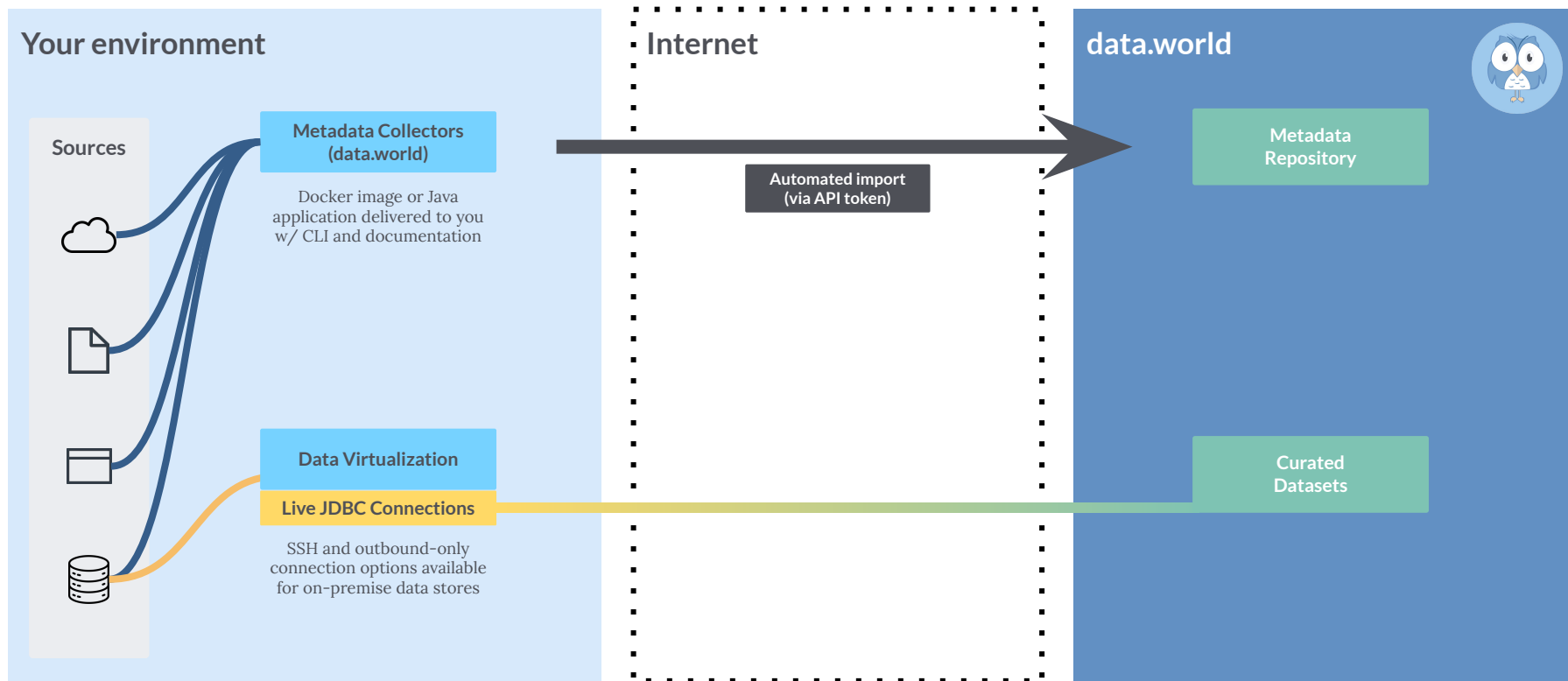


The data.world Cloud-Native SaaS Platform



data.world Integration Architecture

- Metadata/Data



Development / data ops flow



Google
Sheets

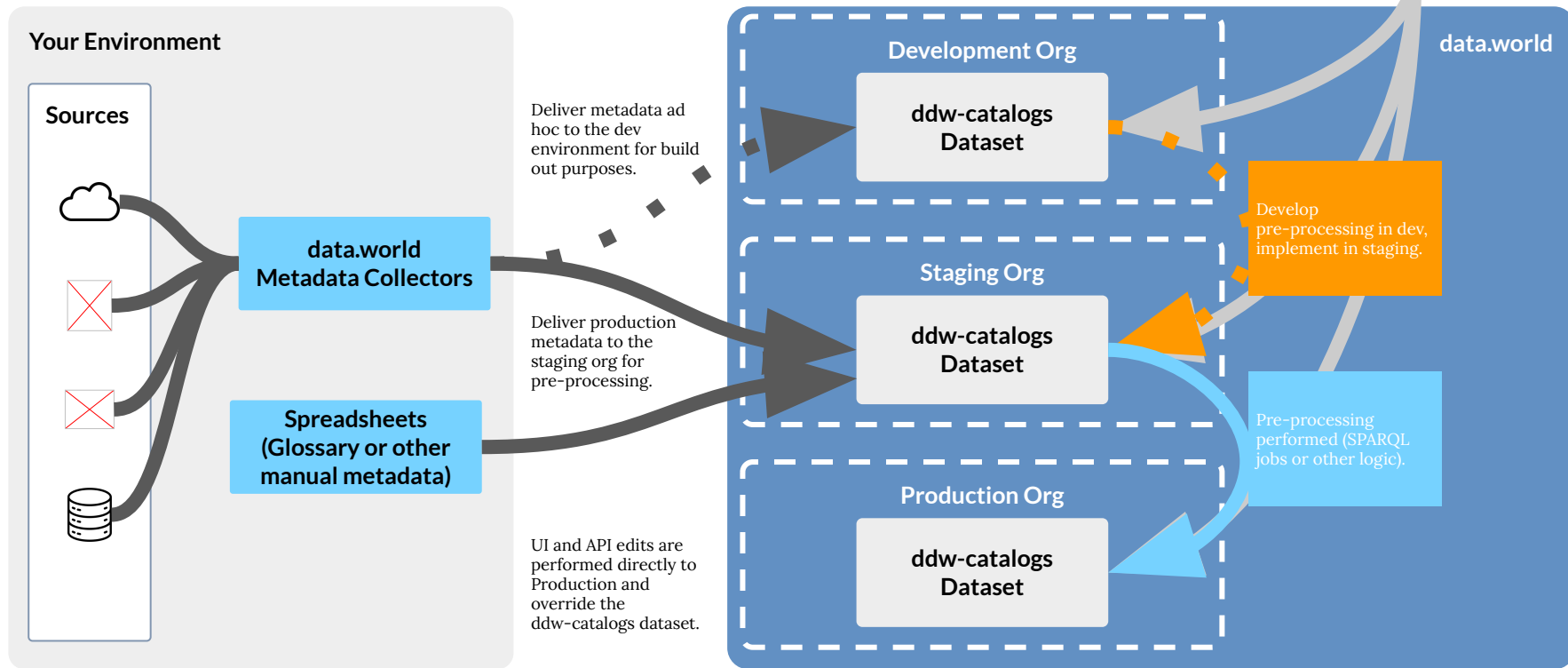
OR



Metadata Profile

- Field configurations
- Page organization
- Resource subtypes
- Hierarchical tags and other lists

An org for dev, staging, and production allows for separate stages and each step to be visible and browsable.



Thank You

