



What You Should Expect From Your Data Catalog

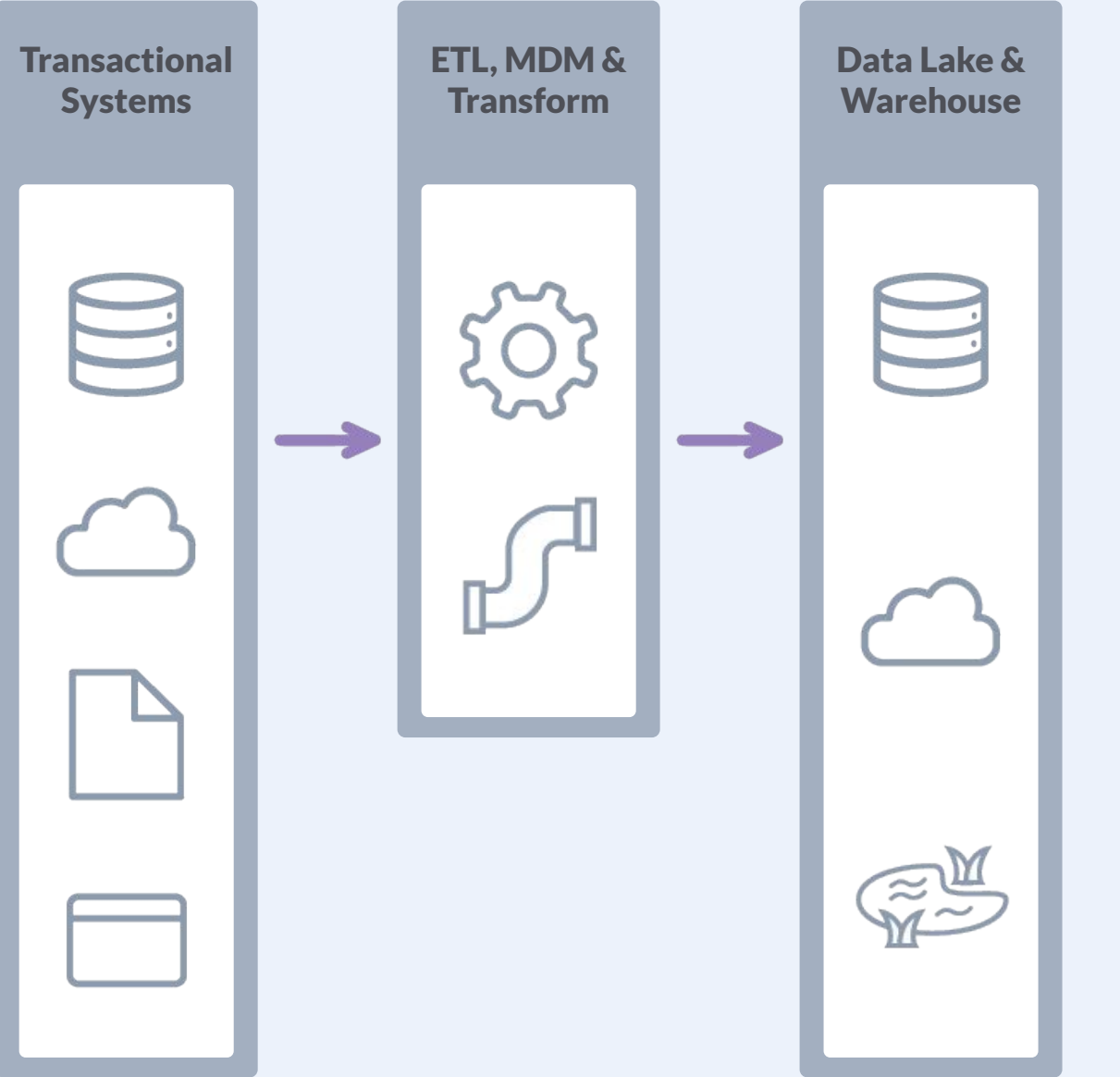


data.world is different

- fully-managed, **cloud-native**, SaaS
- **consumer-grade UX** for all users
- powered by **knowledge graph**
- **open** and flexible
- **agile data governance** methods
- curated **data products**
- focus on **broad adoption**
- Fully **auditable** and knowable

data.world: The Front Office for Data & Analytics

Data Supply Chain



Metadata Collection

Federated Query

Data Front Office

Data Catalog



Metadata Repository

Metadata Profile

Field configurations, layouts, lists, types, etc.



Data



Glossary



Analysis



Lineage

Usage and Governance

Collaboration, Monitoring & Analytics

Enriched Metadata

DataOps Applications

Quality

Enhanced Lineage

Profile & Classify

Policy

Modeling

Data & Metadata

Metadata Collection

AI, ML & Analytics

BI

Data Science

ML/AI

Graph Apps

Reverse ETL



data.world is built to help customers meet these core needs

- Clearly understood and validated **data answers** to improve data literacy and efficiency
- Understandable and reusable **data products**
- Valuable **insights** about your data landscape and user behaviors

Product Demonstration

NOW ANNOUNCING

Eureka™

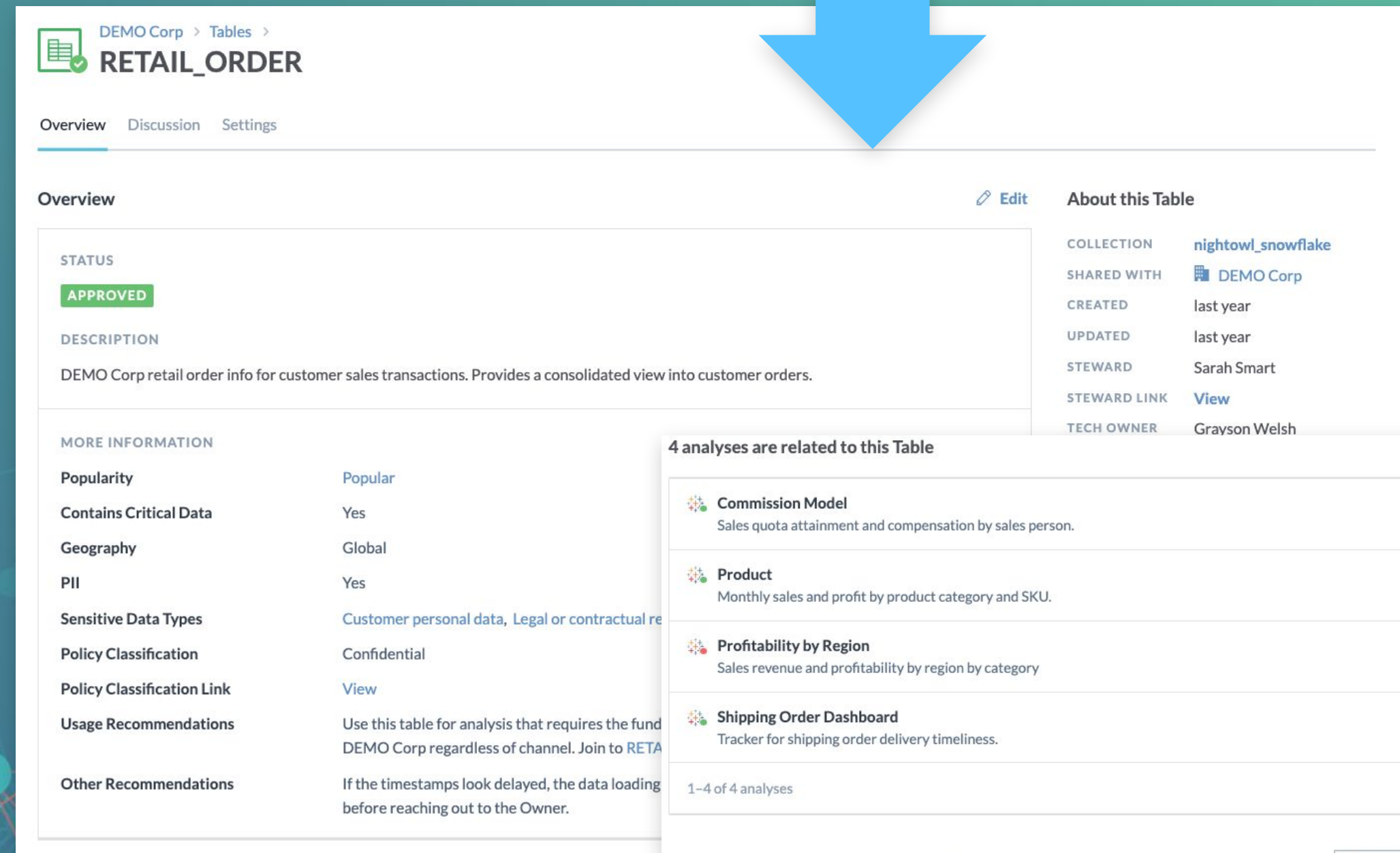
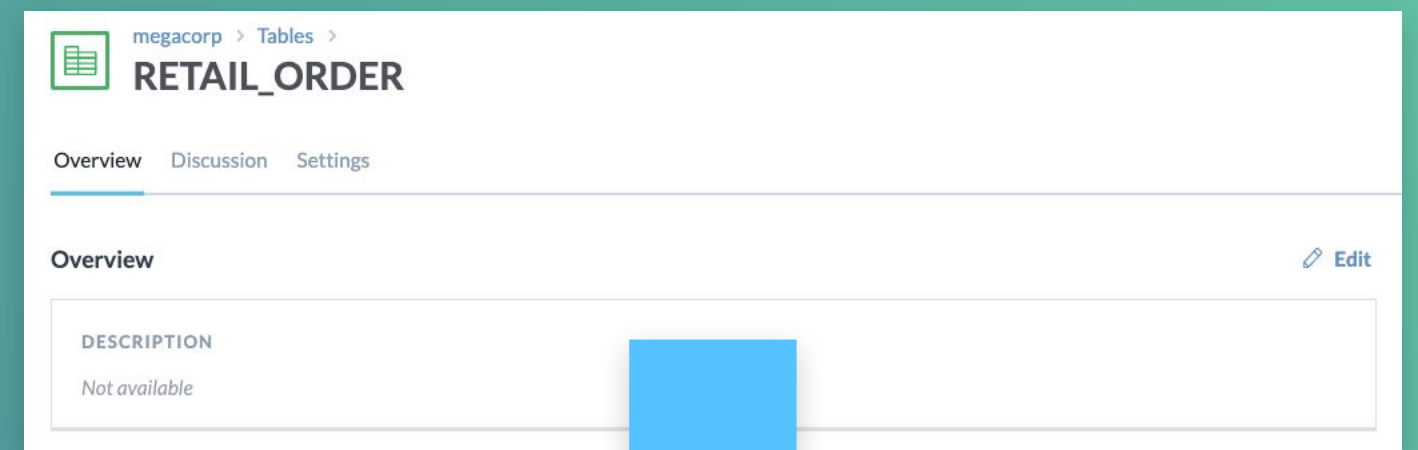
*Automation and answers
powered by the knowledge graph*



PUBLIC PREVIEW

Automations


We love it when a catalog comes together.




PUBLIC PREVIEW


Action Center


Governance that works for you.


 data.world


Search data.world




















Welcome back to data.world, Tim!

Here's what's new.

Catalog health metrics

11,257


Total active users since Jan 2021

▲ 219 from last week

15.3%

Daily Active Users vs Monthly Active Users

▲ < 1% from last week



Total resources available in data catalog

▲ 20% from last week

63.8%


Resources have documented status and definitions

▼ 3% from last week

17/24

Suggestions approved vs suggestions made


▲ No change from last week




Data issues identified vs data issues resolved




▼ 17% from last week


[See all >](#)


 99+ new notifications

[See all >](#)


 Sharon Brener made 2 suggestions to Sales Analysis Q2 2021


 Michael Scott wants to view Pipeline Evaluation  


 Jessica Lin suggested a relationship for Sales Analysis Q2 2021


 5 issues detected across data sources

[See all >](#)


 Duplicate metadata tables detected · [View issue](#)

 Task in Redshift data connection421 failed to sync

 [dataquality tool] detected 8 stale tables · [View issue](#)

 Recommended actions

Based on your relationship to these resources as an owner, steward, or technical expert

6 resources have no status [See all](#) 







 Sales Analysis dashboard


Tableau dashboard in Sales 


 Compilation 2021


Looker dashboard in Sales 

 Q1 Commissions

Metadata table in Accounting 

2 recently popular resources have the status "Deprecated" 

 Customer Order History (Shared)

Dwight Schrute for DEMO Corp 

 Recent activity

DEMO Corp only 

 Jessica Lin made changes to Medical and Rx Encounter Detail

32 minutes ago

 Jessica Lin made changes to Medical and Rx Encounter Detail

32 minutes ago

 Jessica Lin made changes to Medical and Rx Encounter Detail

32 minutes ago

 Jessica Lin made changes to Medical and Rx Encounter Detail

32 minutes ago

 Jessica Lin made changes to Medical and Rx Encounter Detail

32 minutes ago

 Jessica Lin made changes to Medical and Rx Encounter Detail

32 minutes ago

 Jessica Lin made changes to Medical and Rx Encounter Detail

32 minutes ago

PUBLIC PREVIEW

Answers

Less searching, more doing.



Daily Orders

Metric in Accounting, Finance, Operations, Sales

Daily purchase transactions recognized towards revenue from a customer of one or more products, across all channels, markets, and geographies.

Calculations

(Daily Shipped Orders - Daily Returned Orders) *
(1 - Average Loss)

Critical Data

Yes

PII

No

Related people

- Sarah Smart (steward)
- Tim Gasper (top user)
- Noah Rippner (top user)
- Bob DeMocorp (top user)

Related resources

- Order
- Fulfilled Order
- Order Shipping Details Dashboard
- Shipped Order Dashboard

Recommended action

Based on this dataset being related to this metric, approved, and used frequently in the last 90 days.



Customer Order History

Dataset in DEMO Corp

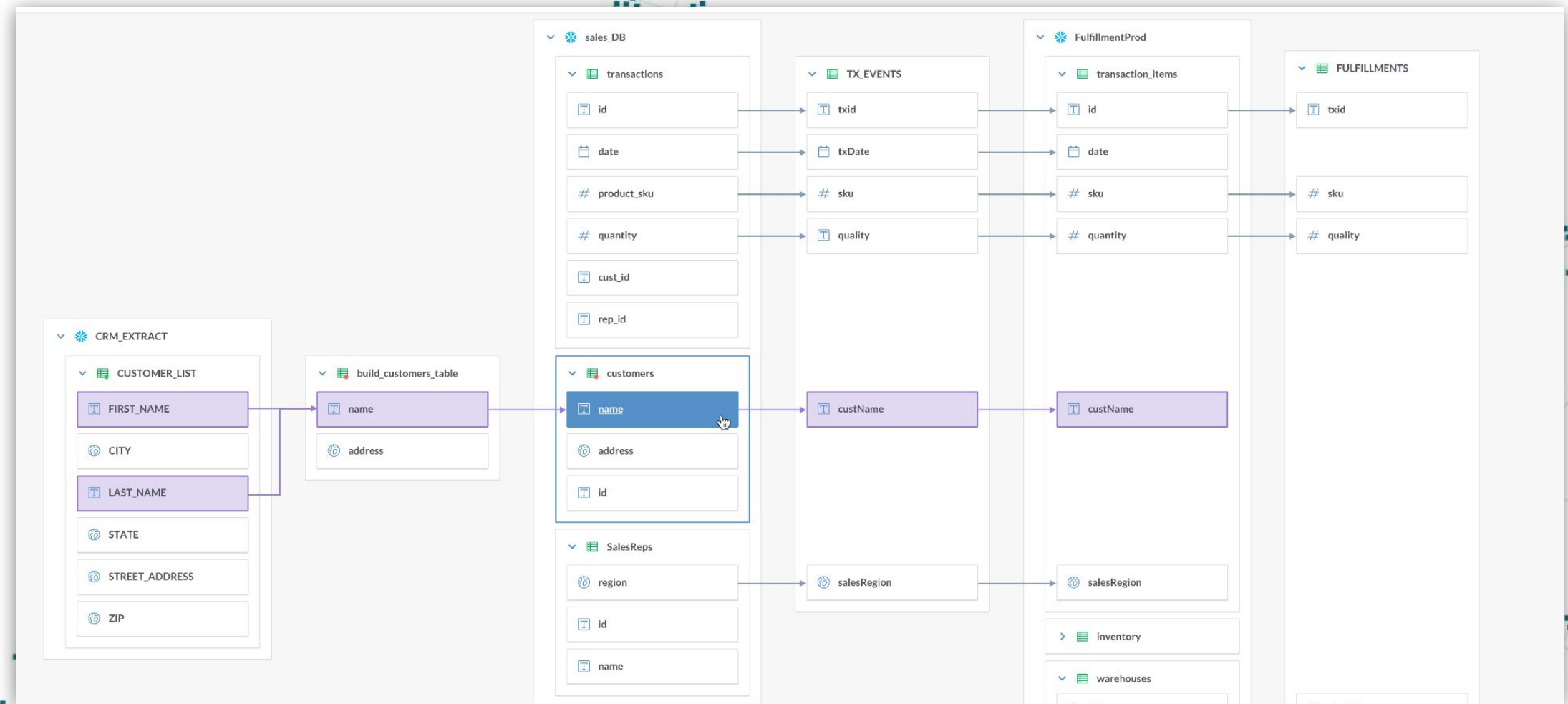
[Request access](#)

Orders	Table in Accounting	
sales_flat_order_payment	Table in Operations	
RETAIL_ORDER	Table in Operations	

FALL 2022

Explorer

See the forest and the trees.



You can still catch up on the data.world Summit!

Visit: <https://data.world/events/summit>



Speakers

 data.world
summit
SPRING 2022
THURSDAY, APRIL 7

Laura Madsen

CEO,
Moxy Analytics



 data.world
summit
SPRING 2022
THURSDAY, APRIL 7

Rishad Tobaccowala

Author, Educator, Advisor,
Rishad Tobaccowala LLC



 data.world
summit
SPRING 2022
THURSDAY, APRIL 7

Barr Moses

CEO and Co-Founder,
Monte Carlo



 data.world
summit
SPRING 2022
THURSDAY, APRIL 7

Anoop Lalla

VP of Data and Insights,
Okta



 data.world
summit
SPRING 2022
THURSDAY, APRIL 7

Gary George

Sr. Technical Product Manager,
Indeed



 data.world
summit
SPRING 2022
THURSDAY, APRIL 7

Mohammed Aaser

Chief Data Officer,
Domo



Thank You!

